

# 3 BROCHURE

---

## SAFE USE OF PESTICIDES

- AGRICULTURAL PRODUCTION AND PROCESSING -

### INSTRUCTIONS DURING APPLICATION



COLEACP has published this brochure for staff member of agricultural workers and small producers in the African, Caribbean and Pacific (ACP) countries. The instructions illustrated in the following pages are meant for those who supervise and are responsible for the application of pesticides.

This brochure has been designed by the programme's Training Unit, under the supervision of Bruno Schiffers, professor at Gembloux Agro-Bio Tech and head of the Unit.

This brochure contains instructions for planning and calibration and environmental protection recommendations. It explains a simple method for determining accurately the volume applied per hectare and the product dosage to be prepared for effective treatment.

Brochures on other subjects are also available from the COLEACP (<http://www.coleacp.org/>).

This publication has been prepared by the COLEACP as part of the co-operation programmes funded by the European Union (European Development Fund – EDF), and in particular the Fit for Market (FFM) programme co-funded by the European Union and the Agence Française de Développement (AFD).

The COLEACP is solely responsible for the content of this publication, which may in no way be considered to represent the official position of the European Union or the AFD.

The COLEACP owns the intellectual property rights to the entirety of the document.

This publication is an integral part of a COLEACP collection, which is made up of educational tools and materials. All of them are suited to different types of learners and levels of education found in agricultural supply chains, production and sales.

This collection is available online for COLEACP members.

Subject to certain conditions, the use of all or part of this publication is possible within the scope of specific partnerships. To make any inquiries, please contact the COLEACP at [network@coleacp.org](mailto:network@coleacp.org).



**COLEACP**

# Introduction

The purpose of this brochure is to provide guidance to producers to spray correctly under proper application conditions and to react effectively in case of accidental exposure.

It is very important for the spray operator to use the right equipment, to check the proper working of the spraying device, and to take account of the wind direction at the time of application.

You will find in this brochure the instructions that should be followed to enable pesticides to be applied safely and effectively.

# List of instructions to be observed during application

## PROTECT THOSE AROUND YOU

1. Keep people and animals from entering the field during spraying.
2. Be sure that children, the elderly and pregnant women are kept far from the field.
3. Do not apply pesticides when other work is being done in the field.

## PROTECT YOURSELF

1. Use the protective clothing, gloves, boots, hat or mask, and do not remove even when it is too warm.
2. Spray the mixture in the direction in which the wind is blowing, and move forward with the wind.
3. Do not spray into the wind.

## SPRAY EFFECTIVELY

1. Move forward at the same speed at all times, pumping the sprayer regularly to maintain a constant pressure.
2. Place the nozzle in front of you, at a height that results in a good distribution of the droplets on the plants or on to the ground (approximately 50 cm).
3. Maintain the same application height in relation to the plants throughout the spraying process.

## REACT IN CASE OF CONTACT WITH THE PRODUCT

1. If any of pesticide enters the eyes, rinse immediately with clean water.
2. If the product comes into contact with the skin, immediately wash it off with water.
3. If no water is available, rub the skin with sand, a clean cloth or even grass and rinse as soon as possible.

## REACT IN CASE OF SICKNESS – FIRST AID

1. Reassure and calm the person and place them on their side on the ground to prevent choking if vomiting should occur.
2. Free the area in front of the person's face to facilitate breathing.
3. Remove the contaminated clothes.
4. Wash the parts of the body affected with clean water.
5. Do not allow the person to smoke or to drink anything other than water.
6. Take the person immediately to the closest community clinic.
7. Take the product label or container to the clinic to identify the product.

## Protect those around you

- Keep people and animals from entering the field during spraying.



- Be sure that children, the elderly and pregnant women are kept far from the field.



- Do not apply pesticides when other work is being done in the field.



## Protect yourself

- Use the protective clothing, gloves, hat or mask, and do not remove even when it is too warm.



- Spray the mixture in the direction in which the wind is blowing, and move forward with the wind.



- Do not spray into the wind.



## Spray effectively

- Move forward at the same speed at all times, pumping the sprayer regularly to maintain a constant pressure.



- Place the nozzle in front of you, at a height that results in a good distribution of the droplets on the plants or onto the ground (approximately 50 cm).



- Maintain the same application height in relation to the plants throughout the spraying process.



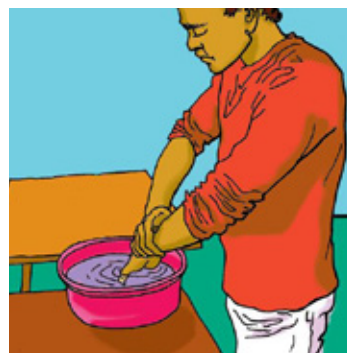


## React in case of contact with the product

- If any of pesticide enters the eyes, rinse immediately with clean water.



- If the product comes into contact with the skin, immediately wash it off with water.




- If no water is available, rub the skin with sand, a clean cloth or even grass and rinse as soon as possible.






## React in case of sickness – First aid

- Reassure and calm the person and place them on their side on the ground to prevent choking if vomiting should occur.




- Free the area in front of the person's face to facilitate breathing.



- Remove contaminated clothing.



- Wash the parts of the body affected with clean water.



- Do not allow the victim to smoke or to drink anything other than water.



- Take the person immediately to the closest community clinic.




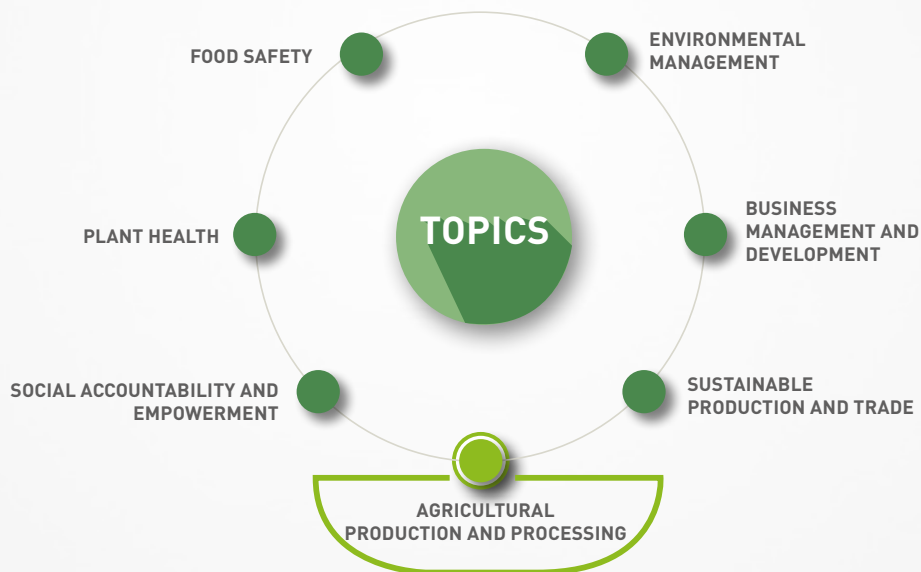
- Take the product label or container to the clinic to identify the product.



# COLEACP E-LEARNING PLATFORM

RECEIVE YOUR ACCESS TO OUR DISTANCE LEARNING PLATFORM. RESERVED FOR STAKEHOLDERS IN THE AGRICULTURAL SECTOR IN AFRICAN, CARIBBEAN AND PACIFIC COUNTRIES.

TEST AND IMPROVE YOUR KNOWLEDGE  
AT YOUR OWN RHYTHM!



<https://training.coleacp.org>

**AGRICULTURAL  
PRODUCTION AND  
PROCESSING**

- 1** **INSTRUCTIONS FOR PLANNING  
AND CALIBRATION**
- 2** **INSTRUCTIONS BEFORE  
APPLICATION**
- 3** **INSTRUCTIONS DURING  
APPLICATION**
- 4** **INSTRUCTIONS AFTER  
APPLICATION**
- 5** **MANAGING EMPTY PACKAGING**
- 6** **STORING PLANT PROTECTION  
PRODUCTS SAFELY**
- 7** **PROTECTION EQUIPMENT**

