

NOV. 2021

TECHNICAL BROCHURE



WHITEFLY FIELD MANAGEMENT BROCHURE

FOR GROWERS IN TOGO



COLEACP

This publication has been prepared by the COLEACP as part of co-operation programmes funded by the European Union (European Development Fund – EDF), the Agence Française de Développement (AFD) and the Standards and Trade Development Facility (STDF).

The COLEACP is solely responsible for the content of this publication, which may in no way be considered to represent the official position of the European Union, the AFD or the STDF.

The COLEACP owns the intellectual property rights to the entirety of the document.

This publication is an integral part of a COLEACP collection, which is made up of educational and technical tools and materials. All of them are suited to different types of learners and beneficiaries and levels of education found in agricultural supply chains, production and sales.

This collection is available online for COLEACP members and beneficiaries.

Subject to certain conditions, the use of all or part of this publication is possible within the scope of specific partnerships. To make any inquiries, please contact the COLEACP at network@coleacp.org.



COLEACP

CONTENTS

1. Background	1
2. Description of whitefly and its lifecycle	2
3. Avoid confusion of Bemisia tabaci with other whiteflies	5
4. Symptoms of whitefly damage	6
5. Monitoring of whitefly populations	7
6. Control measures against whiteflies	9
Physical control	11
Cultural control	12
Biological control	15
7. Chemical control	17
Insecticides registered in Togo that can be used for the control of whiteflies	18
Future possibilities: products that could be effective but are not yet available in Togo	20
8. Specific interventions during harvest	24
9. Working together: stakeholder engagement and national action plans	24
10. Annex 1: List of plant protection products efficacies against whiteflies	26
11. References	29



Figure 1: Jute, *Cochorus oritorius* (Photo by V. Eziah, University of Ghana).

Background

This Whitefly field management brochure for growers in Togo is a part of a series of 4 brochures for whiteflies management:

1. Whitefly strategy management dossier for the control bodies
2. Whitefly inspection and identification brochure for inspectors and extension workers in ACP countries
3. Whitefly field management brochure for growers in Togo
4. Whitefly packhouse management brochure for packhouse managers in ACP countries

Togo is among the ACP countries with an increasing interception of whiteflies from leafy vegetables (e.g., *Solanum macrocarpon*, *Hibiscus*, *Ipomoea*, etc.) exported to the EU. Considering the new EU regulation already in force, much stringent guidelines are needed to be followed, to ensure interceptions of harmful organisms (specifically whitefly, *Bemisia tabaci*) do not rise to alarming levels that may warrant a ban.

This leaflet is designed to help growers in Togo to check, identify, monitor, and control whiteflies in the field to ensure exported produces are free from whiteflies and other Union quarantine pests, leading to a rise in the volume of produces exported. Commonly exported leafy vegetables that may be associated with the sweet potato whitefly, *Bemisia tabaci* are shown below (Photos by KO Fening).



a. Cassava (*Manihot esculenta*)



b. 'Alefu' (*Amaranthus* sp.)



c. 'Gboma' (*Solanum macrocarpon*)



d. Sweet potato (*Ipomoea batatas*)

Figure 2. Examples of commonly exported leafy vegetables with high potential for sweet potato whitefly, *Bemisia tabaci* infestation (Photos a-d is by KO Fening and e. by V. Eziah, University of Ghana)



e. Jute, (*Cochorus oritorius*).

Figure 2. (bis) Examples of commonly exported leafy vegetables with high potential for sweet potato whitefly, *Bemisia tabaci* infestation (Photos a-d is by KO Fening and e. by V. Eziyah, University of Ghana)

Description of whitefly and its lifecycle

Bemisia tabaci goes through six developmental stages, namely egg, first, second, third and fourth larval or nymphal stages and adult (Fig. 3). The duration of the egg to the adult stage depends on the climatic conditions and the host plant. For example, the duration of the egg-to-adult period of *B. tabaci* under laboratory conditions (25°C, 70 ± 10% RH, 14-hour photophase) was 19.8 days on collard, 21.2 days on soybean and 22.0 days on tomato (Takahashi *et al.* 2008).

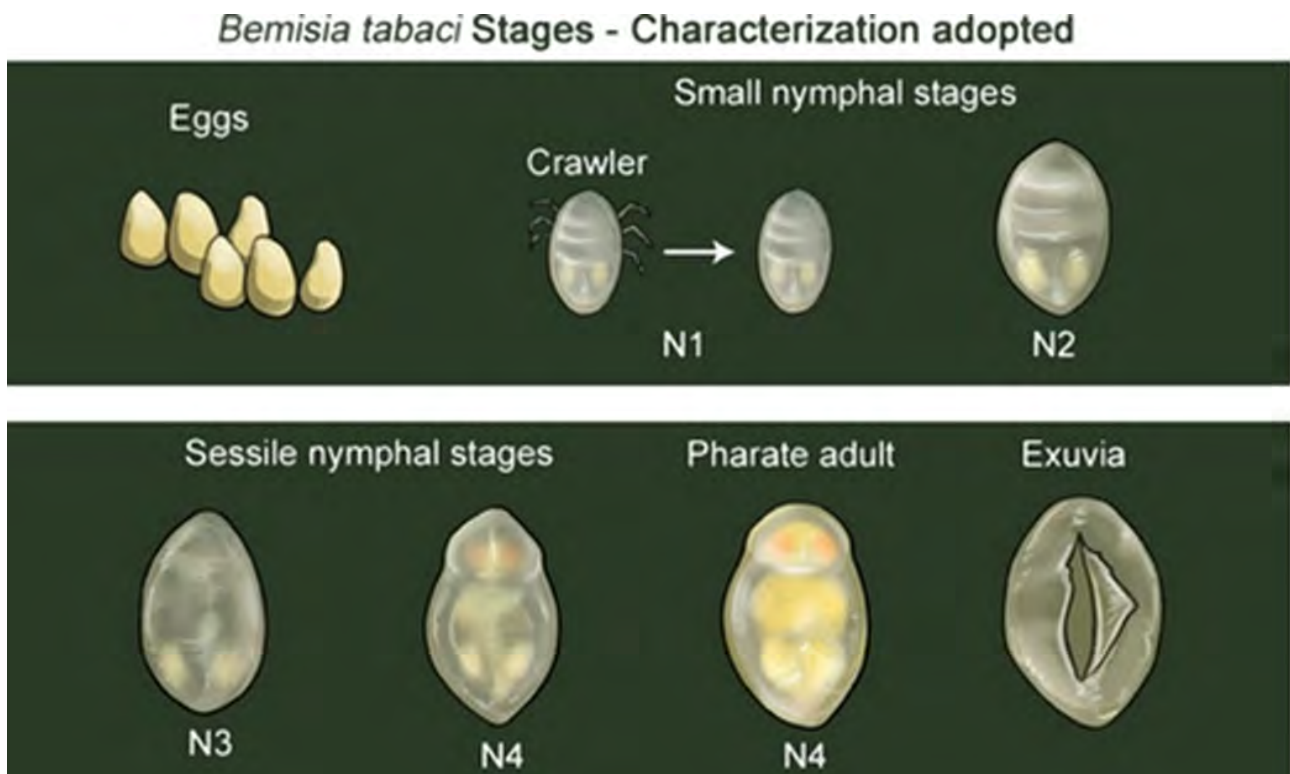


Figure 3: *Bemisia tabaci* developmental stages - illustration by Gabriella Czepak Caston. Adapted from Czepak *et al.* 2018.

Eggs:

Female whiteflies deposit pear-shaped eggs (Figs.3- 4) into the mesophyll or inner tissue of the leaf from the lower surface. Eggs are attached to the leaf by a stalk-like process. Eggs are white when first laid and become brown prior to hatching (Fig. 4). They are generally laid on the underside surface into the inner tissue of the younger upper leaves of the plant (Fig. 4). Females lay from 28-300 eggs depending on host and temperature.




Figure 4: Sweet potato whitefly, *Bemisia tabaci* eggs laid in a circle with a 1st instar crawler in the middle and older nymphs nearby. Photo by Erfan Vafaie, Texas A&M Agrilife Extension.

Nymphs:

The first nymphal stage is called crawler (Figs. 3-5) and the last stage is often referred to as the pupa. After hatching the crawlers move a short distance and settle to feed. Once settled, the subsequent three nymphal stages are scale-like and sedentary. **Nymphs are creamy white to light green and oval in outline** (Fig. 5b).


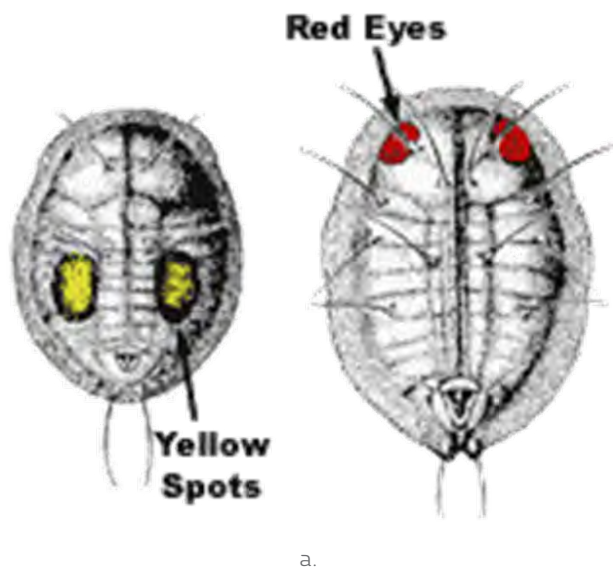


Figure 5: a. 3rd (left) & 4th (right) instar nymphs called crawlers. (Photo by Tong-Xian Liu).
 b. *Bemisia tabaci* nymphs on cassava leaf – Photo by KO Fening.

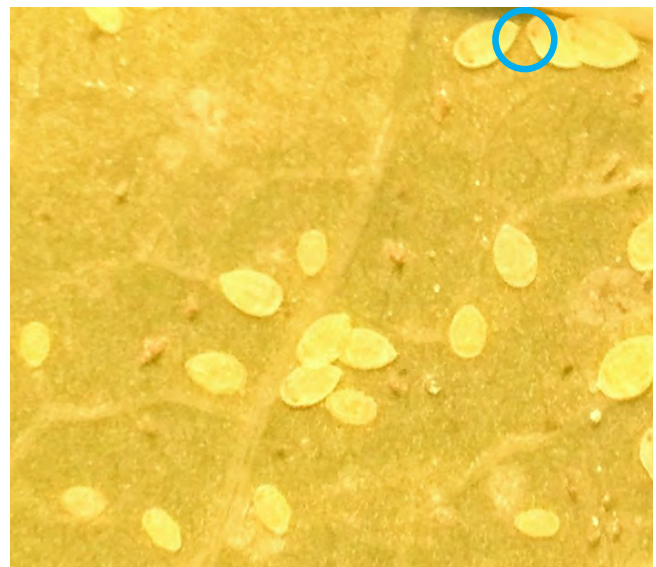


Figure 6: *Bemisia tabaci* nymphs (blue circle) and shed skin (exuvia) (black circle) on cassava and sweet potato, respectively as observed under the light microscope. Photos by KO Fening.


The eggs and early nymphal stages (1st and 2nd instars) might be difficult to observe with the naked eye, unless aided by a magnifying lens. Count large nymphs (3rd and 4th instars), those that are visible to the naked eye (Figs. 5-6). The 3rd & 4th instar nymphs appear as flattened, egg-shaped disks or 'scales' (Figs.5-6). Although the 3rd & 4th instar nymphs should be visible to the naked eye, some of them may blend in with the leaf surface (Fig. 5). So, look for the two yellow spots on the 3rd and young 4th instars and the developing red «eye» spots on the matured or largest 4th instar (sometimes referred to as the pupae) (Fig. 5a).

Adults:

Adult sweet potato whiteflies are small, approximately 1mm in length, with a pale-yellow body and two pairs of white wings and covered with a white waxy powder (Fig. 7). At rest, wings are held in an inverted V position. Their compound eyes are red.



a.



b.

Figure 7: a. Adult *B. tabaci*- Photo from Public Domain - Released by the USDA-RS/original image by Stephen Ausmus.
b. Adult *B. tabaci* on cassava leaf- Photo by KO Fening

Avoid confusion of *Bemisia tabaci* with other whiteflies

The adult of the sweet potato whitefly (*Bemisia tabaci*) closely resembles the greenhouse whitefly (*Trialeurodes vaporariorum*) but is slightly smaller and yellow. More distinctively, the wings of *B. tabaci* are held vertical and parallel along the body compared to *Trialeurodes vaporariorum* where the wings are held horizontal along the body (Fig. 8).



Figure 8: Adults of the greenhouse whitefly, *Trialeurodes vaporariorum*. (Unlike, *B. tabaci*, the fourth-instar nymphs have very long waxy filaments and a marginal fringe). (see photo above). Photo ©University of California.

Symptoms of whitefly damage

Whiteflies use their stylets in sucking sap from the phloem of plant stems and leaves. High populations of whiteflies cause leaves to turn yellow, appear dry, distorted, discoloured, or fall off (Figure 9). Whiteflies also excrete honeydew (sugary liquid). Leaves get sticky and covered with black sooty mould (Fig. 10) that grows on honeydew as a result. Honeydew attracts ants, which may interfere with the activities of natural enemies that control whiteflies and other pests.



Figure 9: Damage symptoms and adults of *B. tabaci* on cotton leaf.
Photo by David Riley, University of Georgia (CC BY)



Figure 10. Sooty mould on leaf. ([Morningchores](#), 2021).



Figure 11: Damage symptoms and adults of *B. tabaci* on French bean leaf (Photo from A.M. Varela, *icipe*).

Monitoring of whitefly populations

It is important to monitor and inspect whiteflies population at the farm level for informed decision making on their management or to determine if management interventions were effective. Regular or daily scouting and examination of crops will lead to early detection and timely management of whiteflies, their natural enemies (predators and parasitoids) and other pests.

The monitoring system should include the following measures:

- Ensure all operators involved in the field activities can recognize whiteflies and whiteflies symptoms, and know what to do when they find it.
- Have procedures in place, in the field, to inspect for whiteflies presence and damage at all produce handling, packing and storage sites. This involves visual checks. This procedure should be available to operators at any time.
- Initiate a whiteflies Alert system and put intervention and isolation procedures in place when whiteflies infested produce is identified.
- Maintain a system for keeping records of field inspections. This detection log should include observations and control measures applied and should be available for audit/NPPO inspections.
- Ensure practices and facilities are in place for the management of all waste, including pest-damaged produce.
- Use refrigerated storage facilities where possible.
- Apply post-harvest treatments, when necessary, using plant protection products:
 - as in the case of field applications, the national authorities should be able to provide guidance on which products to use and how to use them (e.g. application method, dose rate, pre-harvest interval);
 - these must be in accordance with the registration status in the country of origin and the maximum residue level (MRL) of the active ingredient in the EU.
- Ensure harvested produce is never exposed to pest attack during packing, storage (including temporary storage), or transport (road, port or airport). This includes physical screening of transported consignments and packing areas to prevent pest entry. Use of pest-proof packaging is also an option.
- Train all people involved in post-harvest handling so they are aware of and apply good practices at all times to reduce the risk of pest damages. This will reduce the chance of infested produce reaching the packhouse. As mentioned above, it is essential to have a strict procedure in place in the field to inspect all produce and identify infested produce.

At the farm level, the scouting could be done on the crop by:

- Looking at the underside of the leaves for the presence of the nymphs (Figs. 3-5) and adults' (Fig. 7) whiteflies, *B. tabaci*, early in the morning (6-7am), where they are still inactive and easily noticeable. Note that the flying whiteflies are seen when the crop is disturbed. For early detection, scouting is done for adults and eggs that are usually found on young leaves (refer to Figs. 3-7)
- Counting the large nymphs (3rd and 4th instars), (Figs. 5-6) that are visible to the naked eye.
- Checking the presence of sooty mould and ants on host plants which are symptoms of the presence of the whiteflies (see section symptoms of whitefly damage) (Fig. 9-11).
- Using yellow sticky traps (Fig.12) in the vicinity or crop canopy (1 trap per 100m²).

Note during the inspection that:

- The eggs (Figs. 3-4) and early nymphal stages (1st and 2nd instars) (Figs. 5-6) might be difficult to observe with the naked eye, unless aided by a magnifying hand lens.

- The 3rd & 4th instar nymphs appear as flattened, egg-shaped disks or ‘scales’. some of them may blend in with the leaf surface. So, look for the two yellow spots on the 3rd and young 4th instars and the developing red «eye» spots on the matured or largest 4th instar (sometimes referred to as the pupae).
- Adult whiteflies (Fig. 7) easily fly away when the leaf is disturbed, especially when there is sunshine.

Inspection tool recommended:

- Hand lens to examine leaves and other areas for better visibility of eggs and nymphal stages. A threshold of one (1) whitefly may warrant control measures due to its potential as a vector for the transmission of plant viruses.

At the country level, the National Plant Protection Organization should institute a monitoring programme to establish occurrence and spread of whiteflies species especially those of quarantine importance:

- Detection or delimiting surveys can be undertaken as guided by ISPM 6 (Guidelines for Surveillance)
- A good surveillance programme should be incorporated with a management framework (see COLEACP Whitefly strategy management dossier).

Control measures against whiteflies

The control measures for whiteflies could be classified into integrated pest management (IPM) interventions at the field level and postharvest or phytosanitary treatment of produce in the pack house. There is the need for surveillance and monitoring of whiteflies all along the supply chain, involving the checks and use of yellow sticky traps (Fig. 12) in both the field and the pack house to ensure produce sent to the exit point for export is free from whiteflies and other quarantine pests.



Figure 12. Monitoring and mass trapping of whiteflies and other insects (e.g., thrips) in a greenhouse using yellow sticky traps (Photo adopted from Russell IPM).

The diagram below summarises the IPM interventions for control of pests in the field, including whiteflies. These include **preventive** measures, **monitoring** and making the decision to control the pests, normally using environmentally friendly strategies.

Prevention -prevent build up of pests – includes a range of practical strategies that **suit local conditions** (variety selection, Crop management (soil/water), optimizing plant nutrition, preserving biodiversity).

Monitoring -**Monitor crops for both pests and natural control mechanisms** - involves routine inspections through scouting for pests, non-pests and beneficials, use of monitoring tools (pheromones traps)

Intervention - **Intervene when control measures are needed** - reducing pests to acceptable levels may involve cultural, physical, biological and chemical control measures individually or in combination. Its necessary to consider costs, benefits, timing, labour force and equipment as well as economic, environmental and social impacts

Figure 13: IPM competency areas (Adopted and modified from Crop life IPM guide).

The detailed information on the various whitefly management strategies are discussed below:

Physical control

Physical control of whiteflies includes the use of methods that lead to exclusion or trapping of whiteflies using physical barriers and mechanisms. The physical methods that have proven to be effective in whitefly management include use of sticky traps, use of plastic covers and reflective mulches and covering.

Use of yellow sticky traps

Monitoring whitefly populations is an important part of an IPM programme. Yellow sticky traps (Fig. 12) attract adult whiteflies hence used to monitor and detect presence of whiteflies, for timely implementation of interventions. Although traps will not eliminate damaging populations but could be very useful for monitoring the whitefly population for timely and informed decision making, and is an integral component of an IPM, relying on multiple tactics. Yellow sticky traps have also been used to control low density infestations of whiteflies, especially in enclosed environments such as greenhouses and shade nets. Traps (100-300cm²) spaced at 1 per 6m² will assist in controlling up to 50-60% of the pests. Since whiteflies are poor fliers, the best catches are on traps hung at 30 cm from the ground.

Use of plastic covers, reflective mulches and nets

Preventing physical contact of the whiteflies with the plant can prevent the transmission of viral diseases. Some of the means that have shown to reduce whitefly damage include reflective plastic mulches (silver, yellow, and white/black) and plastic mulches. The whiteflies are attracted by the colour of the plastic mulch, while the heat of the plastic kills the whiteflies. This is effective if the plants are young and do not cover the mulch; the protection can last for 10 to 20 days after transplanting and about 30 days after direct seeding. However, when using plastic covers, care should be taken to avoid sunscald and before putting the reflective mulch it is advisable to remove all weeds. The mulch should be placed on the plant beds and the edges buried with soil to hold them down. Cut 3- to 4-inch diameter holes and plant several seeds or single transplants in each hole. If a coated construction paper or other porous mulch that can tolerate sprinkling is used, the beds can be irrigated using furrow or sprinkle while on the other hand, plastic mulches require drip irrigation.

If the plants require to be established in a seedbed and later transplanted, it is critical to protect the seedlings under a properly closed fine-meshed insect netting or nylon nets until they are ready for transplanting to avoid infestation. It is also advisable to use tunnels for 3 to 5 weeks to protect seedlings from whiteflies infestation. To prevent whiteflies from entering production sites such as the greenhouse, openings should be sealed or screened with appropriate screening material. Whiteflies are small, so screens with a hole size of 0.27 x 0.82 mm are recommended. Use of these methods has reported reduced transmission of the Tomato Yellow Leaf Curl Virus in several countries.

Limiting movement in the infested areas

Movement of infested plants into areas known to be free from whiteflies should be restricted. This is to avoid spread of whiteflies from infested areas by humans, plants, and clothing. It is important to wear protective clothing before entry, and these must be left or removed before leaving the infested areas.

Cultural control

Crop management

Water and fertility management play important roles as cultural tactics in whitefly management. To optimize soil health, mineral and organic amendments should be applied at the right time and in the correct amounts. Overuse of both water and nitrogen fertilizer can greatly exacerbate damage from *B. tabaci* infestations by increasing whitefly numbers and honeydew production. Proper nutrition is essential; hence, high doses of nitrogen fertilizers that favour development and survival of whiteflies should be avoided. Inspection of seedlings for the presence of whiteflies before transplanting can help prevent or delay whitefly infestation on the field. Appropriate or recommended plant spacing should be adopted to allow air movement; this reduces ideal conditions for whiteflies to develop and increases the ease of detection. Protection of natural habitats near farmlands is recommended as it helps conserve biodiversity including many natural enemies.

Use of clean planting material

Growers should obtain planting material from certified sources to avoid introducing whiteflies into growing sites. If producing own planting material/seedlings, good nursery management should be undertaken to get crops that are healthy and vigorous. New planting material should be examined carefully, particularly host plant species that are prone to regular infestation with whiteflies.

Farm sanitation/hygiene

Weeds play an important role in harbouring whiteflies between cropping seasons. They also often harbour whitefly-transmitted viruses. Growers should clear weeds early in advance before planting to reduce hideouts for whitefly developing stages. During active crop growth, the crop fields should be maintained to be weed free. Control of weed species that harbour *B. tabaci* in non-crop areas including head rows and fallow fields may also be helpful. Old crops with high levels of whitefly represent a threat to newly planted crops hence crop residues should be destroyed promptly after harvest, and the time between harvest and planting of subsequent host crops should be maximized. Good sanitation practices are also key components for establishment of host-free periods and for reducing whitefly adult intercrop migration.

Use of trap crops

Certain plants, such as tobacco, eggplant and okra are particularly attractive to whitefly. These could be used as “trap crops” in organic agriculture, to be destroyed before pupation occurs, or used as “banker plants” for the breeding of parasitic wasps.

Use of Resistant Varieties

Plant host resistance is the ability of a plant to resist or tolerate infestation by a pest. Growing resistant varieties is useful for the management of viral diseases transmitted by whiteflies, *B. tabaci*. Certain crop varieties have resistance and tolerance that is either natural or through selective breeding. For example, many varieties of cassava in East Africa have been bred particularly for resistance to cassava mosaic virus (CMV).

Early or delayed planting

Growers should plan planting dates to avoid the dry season when whiteflies are most prevalent. Whiteflies multiply rapidly in warm climate/conditions, quickly growing to overwhelming numbers that can cause severe damage to plants. Adjusting planting and harvest dates to avoid the heaviest migration periods and crop overlap has been a successful strategy and a key component in establishment of a host-free period for management of *B. tabaci* and its vectored virus pathogens. Geographic manipulation of crops has been used to avoid heavy periods of *B. tabaci* migrations. Adjusted planting and harvest dates are also key.

Crop rotation

Crop rotation is a practice of growing different crops (crops in different families or groups) on the same land in a regular recurring sequence. One of the main important reasons for crop rotation is to hinder development of weeds, insect pests and soil-borne diseases by reducing their population levels. Farmers should practice planting crops from different families in each season to break the lifecycle of whiteflies hence prevent them from multiplying. Developing a rotation plan involves dividing the farm for instance into 4 plots and allocating a crop per season for each plot. The crops are rotated on the plots making sure the same family of crop is not planted repeatedly on the same plot.

The Table 1 lists crop families and their common names that farmers can consider for integration into a crop rotation programme.

Family	Common names
Allium	Chive, garlic, leek, onion, shallot
Cucurbit (Gourd family)	Bitter melon, bottle gourd, chayote cucumber, ivy gourd, luffa gourd, melons pumpkins, snake gourd, squash, wax gourd
Crucifer (Brassica)	Bok choy (petchay), broccoli, brussels sprouts, cabbage, Chinese cabbage, cauliflower, collard, kale, kohlrabi, mustard, radish, turnip, watercress
Legume	Common beans, black bean, broad bean (Fava), clover, cowpea, garbanzo, hyacinth bean, kidney bean, Lima bean, lintel, mungbean, peanut, pigeon pea, pinto bean, runner bean, snap pea, snow pea, soybean, string bean, white bean
Aster	Lettuce, artichoke
Solanaceous (Nightshade family)	Potato, tomato, pepper, eggplant
Grains and cereals	Corn, rice, sorghum, wheat, oat, barley, millet
Carrot family	Carrot, celery, dill, parsnip, parsley
Root crops	Cassava, sweet potato, taro, yam, water chestnut
Mallow family	Cotton, okra

Examples of crop rotation involving some leafy vegetables and other crops (Source : Biovision, 2021b)

- **First season:**

Plot 1: Maize / garlic / onions / or leeks

Plot 2: Eggplant / chillies / potato / or tomato

Plot 3: Broccoli / cabbage / cauliflower / or kale

Plot 4: Beans / cowpeas / grams / or peas

- **Second season:**

Plot 1: Beans / cowpeas / grams or peas

Plot 2: Broccoli / cabbage / cauliflower / or kale

Plot 3: Eggplant / chillies / potato / or tomato

Plot 4: Maize / garlic / onions / or leeks

- **Third season:**

Plot 1: Broccoli / cabbage / cauliflower / or kale

Plot 2: Beans / cowpeas / grams / or peas

Plot 3: Maize / garlic / onions / or leeks

Plot 4: Eggplant / chillies / potato / or tomato

- **Fourth season**

Plot 1: Eggplant / chillies / potato / or tomato

Plot 2: Maize / garlic / onions / or leeks

Plot 3: Beans / cowpeas / grams / or peas

Plot 4: Broccoli / cabbage / cauliflower / or kale

Use of intercropping

Intercropping is an effective means of managing whitefly populations. Inter-planting tomatoes with capsicum or cucumber reduces whiteflies numbers when compared with tomatoes alone or tomatoes planted with eggplant or okra. Planting of border rows with coriander and fenugreek (which are not hosts of *B. tabaci*) favour establishment of natural enemies and as well as repelling whiteflies. Planting African marigolds around the boundary of the field has proven to repel whiteflies. Susceptible crops such as lettuce and Brassica spp. should not be sown near infestation sources such as cotton or melon, which themselves should not be sown near each other.

Use of oils, soap and starch

Spraying with soap and water has proven effective against whiteflies. Soaps work by partially removing the waxy layer from the scales and causing them to desiccate and die. Liquid soap sprayed at rate of 3 tablespoons (30ml) per litre of water is recommended for control of *B. tabaci* on tomatoes. Spraying 10 tablespoons (100ml) of liquid soap per 10 litres of water weekly is recommended for control whiteflies on cabbage. Oils and starch when sprayed onto scales of whitefly can act as suffocants. Various products that are marketed around the world are based on these ingredients.

Biological control

Biological control of whitefly constitutes use of natural enemies (parasitoids and predators) and use of products derived from plant extracts (neem, pyrethrum, etc.) and microorganisms which include fungi which are the only disease-causing organisms currently known to attack whiteflies. Biological control products are usually only efficient at low pest intensities and other interventions are often required. A key precaution to consider is that biological beneficial have a very short life expectancy and therefore introduction to the crop should be done as soon as possible after receipt. Use of bio-controls provides an option for growers to replace use of chemical applications by 50%, thus helping overcome the challenge of pesticide resistance and chemical residues. Although limited studies have been conducted, a comprehensive cost benefit analysis of using bio-controls, the approach has been termed as the most cost-effective method because of the sustainability it offers coupled with social and economic benefits. While this strategy may not provide the actual cost of the biocontrol options, growers are advised that the cost may depend on the specific option, geographical location and the manufacturers or producers costing.

Use of parasitoids

Parasitoids lower the population of whitefly species (*B. tabaci* and *T. vaporariorum*) via parasitism and host feeding. The most and widely used parasitoids are of genera, *Encarsia* and *Eretmocerus* with several successful cases on the efficacy of *Encarsia formosa* and *Eretmocerus eremicus* reported (Stansly P.A and Naranjo S.E. (eds.)). The *Encarsia* species occur naturally and can either be introduced right at the beginning of the crop before appearance of whitefly or on its first appearance. However, it is very sensitive to pesticides, hence careful attention should be paid to the spray programme for both insecticides and fungicides. *E. Formosa* should be introduced routinely on a preventative basis. *E. eremicus* has proven very effective in controlling both *B. tabaci* and *T. vaporariorum* and its thus useful for controlling mixed infestations of the two whiteflies (Stansly P.A and Naranjo S.E. (eds.); van Driesche *et al.* 2001). *E. formosa* and *E. eremicus* formulations are commercially available. More details on the usage, mode of action, application and dosage rates can be obtained from the product's label as well as manufacturer's information sheets.

Use of predators

Predators are being used to control *B. tabaci* principally under greenhouse conditions. Majority of the predators are ladybird beetles, predaceous bugs, lacewings, phytoseiid mites, and spiders. The predatory mite, ***Amblyseius swirskii*** is one of the most effective natural enemies, being active on most vegetable species, except tomatoes, with extensive

use in pepper, cucumber and eggplant (Calvo *et al.*, 2008; Nomikou *et al.*, 2001). Use of additional predator species and parasitoids has helped in solving the incompatibility of *A. swirskii* with tomato plants. Several *A. swirskii* based microbial pesticides formulations are available and registered in many countries for management of whiteflies in horticultural crops. Several studies have reported a reduction in *B. tabaci* populations in plots treated with *A. swirskii* compared with controls (Calvo *et al.*, 2008; Bolckmans *et al.*, 2005; Namikou *et al.*, 2001). In Spain *A. swirskii* has played a major role in controlling *B. tabaci* in pepper with elimination of whitefly populations from pepper crop that received eight whitefly adults per week over a 3-week period followed by a single release of either 25 or 50 mites per plant (Calvo *et al.*, 2008). Effectiveness, host range and compatibility of *A. swirskii* with other natural enemies has led to its widespread adoption in greenhouse pepper and other protected vegetable crops in Spain and elsewhere (Stansly P.A and Naranjo S.E. (eds.)). Moreover, *A. swirskii* can be released preventively when the crop is flowering and remains present in the crop throughout the entire growing season, even while pests' levels are very low (Bolckmans *et al.*, 2005).

In Africa, *A. Swirskii* has been recorded in Cabo Verde and Egypt. *Amblyseius swirskii* is native to Israel, Italy, Cyprus, Turkey, Greece and Egypt, and can be found on various crops including apples, apricot, citrus, vegetables and cotton (Mohamed and Nabil 2014; CABI 2021; EPPO 2021). Since 2005, *Amblyseius swirskii* has been released or tested as a biological control agent in many European countries, as well as North America, North Africa, China, Japan and Argentina (Arthurs *et al.* 2009, Cedola and Polack 2011, EPPO 2021, Kade *et al.* 2011, Sato and Mochizuki 2011, Chen *et al.* 2011). Hence, in recent years, the range of *A. swirskii* may have expanded considerably in areas with suitable climatic conditions for its survival, including Senegal (Kade *et al.*, 2011).

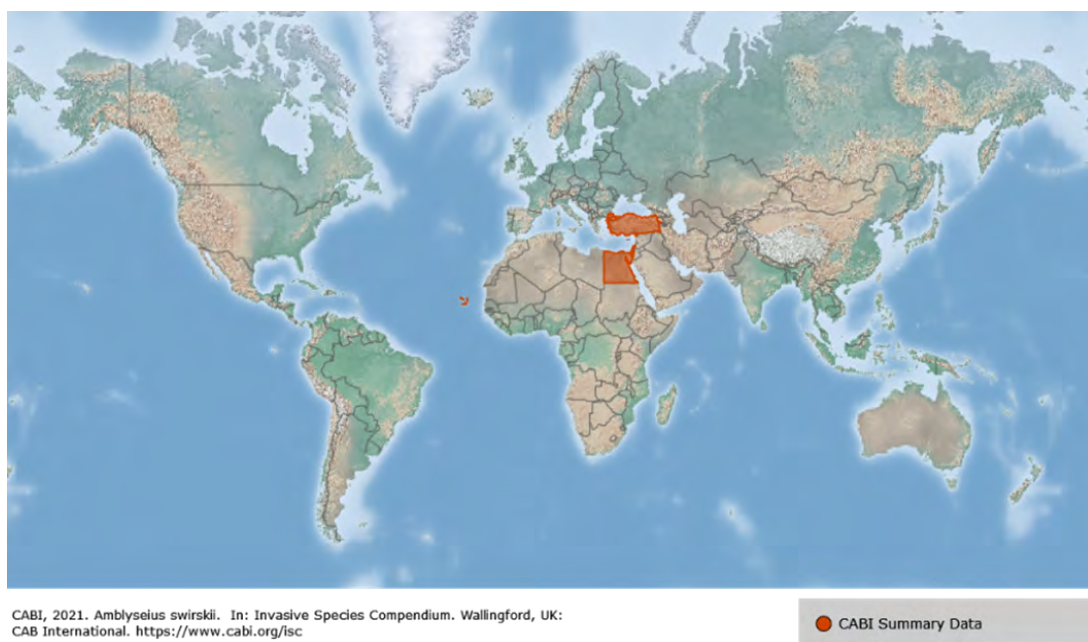


Figure 14: *Amblyseius swirskii* distribution In: *Invasive Species Compendium* (CABI, 2021).

Macrolophus pygmaeus is a reputed predator of the whiteflies *B. tabaci* and *Trialeurodes vaporariorum* and recently has also reported its efficacy in reduction of tomato leaf miner (*Tuta absosuta*). Better control of *T. absoluta* and *B. tabaci* was achieved at the higher abundance of the predator. Other authors have also reported the ability of this mirid to reduce the abundance of these two pests when they were present at the same time.

The dusty lacewing (*Conwentzia Africana*) is considered an important predator of *B. tabaci* in East and Southern Africa and has been observed feeding directly on nymphs in Malawi and Kenya.

Predatory mite (*Amblydromalus limonicus*) is registered in some countries for control of whiteflies under greenhouses production. *Amblydromalus limonicus* is distributed widely in temperate to subtropical regions of North, Central and South America, and present in Hawaii, New Zealand (Moraes *et al.*, 2004) and Australia (Steiner *et al.*, 2003; Steiner and Goodwin 2005).

Use of Neem based bio-pesticides

Neem-based pesticides inhibit growth and development of immature stages, repel whitefly adults and reduce egg laying. They also significantly reduce the risk of Tomato Yellow Leaf Curl Virus transmission. Adding 0.1 to 0.5% of soft soap can enhance the efficacy of neem-based pesticides (Biovision, 2021a). Although all parts of neem tree possess botanical properties for pest control, the most potent results have been obtained with neem seed or oil, because of the high concentration of azadirachtin (Rovest and Deseo, 1991; Dimetry *et al.*, 1996). A field experiment conducted by (Nzanza and Mashela, 2012) showed that fermented plant extracts of neem had insecticidal properties to maintain lower population densities of whitefly in tomatoes.

Note that, even if it is a natural biopesticide, some good agricultural practices (recommended dose rate, number and frequency of applications, and the pre-harvest interval) should be applied to avoid residues and toxicity on the produce.

Chemical control

Whiteflies are difficult to control once established, as they are often tolerant to chemical pesticides. In designing an IPM programme, farmers should consider proper selection and application to avoid overuse of pesticides with the same mode of action (Horowitz *et al.*, 2011; Gyeltshen and Hodges, 2010). A systems approach to insecticide resistance management should be used. Rotation between active ingredients from at least three different modes of action groups (i.e. contact, systemic, translaminar) is recommended to avoid development of resistance to a particular active ingredient (EPPO, 2003).

Growers should observe proper application, responsible use and good handling practices of the products, which would help maximize their benefits, limit potential pesticide residues in crops and the environment as well as help avoid pest resurgence and resistance. Application should be made at the appropriate time in the cycle (e.g. adult and/or nymphal stage). Application should be initiated before the whitefly population increases to damage levels otherwise inappropriate timing of sprays may contribute to increased severity of whitefly infestation. Many pesticides have residual activity, hence specific reapplication intervals should be checked as per the product label (EPPO, 2003).

Proper selection of pesticides is necessary to review product characteristics, applications, and costs, then select the ones that provide the most cost-effective treatment with minimal undesirable effects (EPPO, 2003). It is advisable to consider compatibility of the active ingredients with the bio-control agents or biopesticide while focusing on use of selective substances rather than broad-spectrum products to avoid impact on the bio-control agents

(Cioffi, 2013). Some products can be active against predators for months after application but have limited or negligible impact on pest populations after the initial application. Therefore, it is important to consider whether it is necessary to apply chemical pesticides particularly if they have a long residual impact on beneficial populations.

Insecticides registered in Togo that can be used for the control of whiteflies:

The national authorities should provide guidance on which products to use, and how to use them (including application method, dose rate, pre-harvest interval). These must be in accordance with the registration status in the country of origin, and the maximum residue level (MRL) of the active ingredient in the EU.

Plant protection products currently registered for use in Togo on fruit and vegetables, are presented in Table 2. The active ingredients of these products are also listed in Annex I to Regulation (EC) No 1107/2009, and so are permitted for use on Capsicum exported to the EU.

Pesticide approvals are regularly changed, so their current status should be checked before any application. The conditions on pesticide product labels must be read and followed and their impact on any biological control agents should be considered.

Table 2. Insecticides registered in Togo suitable for use against whiteflies:

TRADE NAME	ACTIVE INGREDIENT	GROUP (S)	WHO CLASS*	MODE OF ACTION	USE	EU MRL	CODEX MRL	PREHARVEST INTERVAL
TAMEGA 25 EC	Deltaméthrine 25g/l	Pyrethroid	II	Sodium channel modulators	Tomato	0.07	/	3
DECIS FORTE 100 EC	Deltaméthrine 100g/l	Pyrethroid	II	Sodium channel modulators	Maize	2	/	3
TITAN 25 EC	Acétamipride 25g/l	Neonicotinoid	II	Nicotinic acetylcholine receptor (nAChR) competitive modulators	Leafy vegetables (amaranthus, sweet potato)	0.6	/	/
CALLIFAN EXTRA TOMATE	Acétamipride 32g/l + Bifenthrine 120g/l	Neonicotinoid + Pyrethroid	II	Nicotinic acetylcholine receptor (nAChR) competitive modulators	Tomato	0.5	0.2	/
RADIANT 120 SC	Spinetoram 120g/l	Spinosyns	U	Nicotinic acetylcholine receptor (nAChR) allosteric modulators - Site I	Potato	0.02	0.01	/
ACARIUS 18 EC	Abamectine 18g/l	Avermectin	II	Glutamate-gated chloride channel	Vegetable crops	0.01	0.01	/
NIMBEX	Azadirachtine 3g/l	Botanical	U	Compounds of unknown or uncertain MoA	Spinach	1	1	/
TIHAN 175 O-TEQ,	Flubendiamide 100g/l + Spirotétramate 75g/l	Diamides/ Tetriconic and Tetriconic acid derivatives	III	Acts on Ryanodine receptor modulators/ Inhibitors of acetyl CoA carboxylase	Vegetable crops -garlic	0.01	/	/
EMACOT 050 WG	Emamectine-Benzoate 50g/kg	Avermectin	II	Glutamate-gated chloride channel	Leafy brassica	0.03	/	3

* WHO hazard Class II = moderately hazardous, Class III = slightly hazardous, Class U = unlikely to pose an acute hazard in normal use.

Growers should only use products that are locally registered for use on their produce. Before spraying, the label should be read carefully, and the sprayer calibrated. The spray operator should ensure that the pesticide hits the target but without run-off. An excessively high volume will cause run-off, which means a waste of product and incur an unnecessary cost. Please see COLEACP documents on the safe use of pesticides [here](#).

It is important to follow the recommendations for use to avoid the risk of pesticide residues on the harvested product. The permitted maximum residue levels (MRLs) may vary according to the destination market. For produce that will be exported to the European Union (EU) MRLs apply. To comply with EU MRLs for fresh peppers (Regulation (EC) No 396/2005), users should follow the Good Agricultural Practices (GAPs) provided by the manufacturer or based on relevant residue trials. The GAP recommendations include the dose rate, the maximum number of applications, the minimum interval between applications, and the pre-harvest interval (PHI). The PHI specifies the minimum number of days between the last application and harvest. In general, this information can be found on the product label.¹

COLEACP's E-GAP database is an online service for members and beneficiaries, which compiles GAPs for a variety of crop–active substance combinations using data available from manufacturers, the scientific literature, and COLEACP's trials.² The database contains information on GAPs that ensure compliance with current EU and Codex Alimentarius MRLs. Additional information includes the type of pesticide, the status of an active substance in the EU, the World Health Organization (WHO) recommended classification by hazard, and the resistance group. The E-GAP database can be accessed at <https://eservices.coleacp.org/en/vue-substance-active-culture>.

IMPORTANT NOTE: The information contained in this table is subject to change according to EU regulations and Codex. To check the most up-to-date information on MRLs, please check the relevant EU and CODEX websites. This information is also available on the [COLEACP database](#), together with updates on the GAP recommendations.

Future possibilities: products that could be effective but are not yet available in Togo

While the active ingredients currently recommended and used for the control of whiteflies on various horticultural crops in Togo are known to be effective, other substances with alternative modes of action such as included in the Table 3 are registered for use to control whiteflies in other countries including Europe. Note that the following active ingredients are free from MRL at the EU level and have been identified as efficient against the whiteflies. The table 3 also includes entomopathogenic fungi (EPF) that infect and kill development stages of the whitefly species. Some of the commercial preparations available include *Metarhizium anisopliae*, *Verticillium lecanii*, *Paecilomyces fumosoroseus* and *Beauveria bassiana* (Stansly P.A and Naranjo S.E. (eds.)). Several biopesticide formulations of the EPF

1 COLEACP highlights the importance of following the label but accepts no responsibility for any efficacy or residue problems that may result

2 Before application of any plant protection product, it is advisable to check the latest regulatory changes in the EU Pesticides Database (<https://ec.europa.eu/food/plant/pesticides/eu-pesticides-database/public/?event=homepage&language=EN>).

are available commercially and registered in several countries for management of whiteflies in horticultural crops.

B. bassiana infects whiteflies when applied as part of a formulation and has a broad range of targets including whitefly, thrips, mealybugs and aphids. It can be tank mixed with adjuvants, insecticidal soaps or oils. No residual harmful effect has been observed on beneficial insects. However, under dry conditions fungi may have limited activity, as they prefer humid conditions to infect the target insects (Abdelghany, 2015).

Table 3: List of active substances with proven efficacy against whiteflies

Substance	Efficacy*
Fatty acids	+++
<i>Beauveria bassiana</i>	++++**
Garlic extract	+**
Geraniol	0****
Parafine oil	++
<i>Lecanicillium muscarium</i>	+++
Maltodextrine	+++
<i>Paecilomyces fumosoroseus</i>	+++
Terpenoid Blend QRD 460	++

* Based on the efficacy identified in Annex 1

** substance proposed by firms

*** efficacy also confirmed in COLEACP trials

**** potentially effective substance because of confirmed repellency

0 = no reference

+ = few references mentioning efficacy (1)

++ = few references mentioning efficacy (2)

+++ = moderately numerous references (3 to 5)

++++ = numerous references mentioning the efficacy (6 to 8)

Based on a broad review of the literature (Annex 1), the following active ingredients, listed in Table 4, have been retained as interesting for future trials on whiteflies on horticultural crops.

Table 4: List of active ingredients interesting for future trials on whiteflies on horticultural crops

ACTIVE INGREDIENT	EU STATUS	EFFICACY	MRL SPINACH	MRL OTHER SPINACH	REGISTRATION FOR LEAFY VEGETABLES **	USED BY THE GROWERS	RESISTANCE GROUP
Abamectine	Approved	+++	0,01*	0,01*	Togo Ghana	X	6
Acétamipride	Approved	++++	0,6	0,6	Togo Ghana	X	4A
Acides gras	Approved	+++	No MRL	No MRL			UNE
Ail (extrait)	Approved	+	No MRL	No MRL			/
Azadirachtine	Approved	++++	1	1			UN
Beauveria bassiana	Approved*	++++	No MRL	No MRL			UNF
Buprofezin	Approved	++++	0,01*	0,01*			16
Clitoria ternatea	/	+	/	/			/
Cyantranilprole	Approved	+++	0,01*	0,01*			28
Deltaméthrine	Approved	++	0,01*	0,01*	Ghana		3A
Emamectin benzoate	Approved	+	0,01*	0,01*		X	6
Imidacloprid	Approved	++++	0,05*	0,05*	Ghana	X	4A
Lecanicillium muscarium	Approved	+++	No MRL	No MRL			/
Maltodextrine	Approved	+++	No MRL	No MRL			/
Metarhizium anisopliae	Approved	+++	0,01*	0,01*			UNF

ACTIVE INGREDIENT	EU STATUS	EFFICACY	MRL SPINACH	MRL OTHER SPINACH	REGISTRATION FOR LEAFY VEGETABLES **	USED BY THE GROWERS	RESISTANCE GROUP
Orange oil (D-limonene)	Approved	++	No MRL	No MRL			/
Oxymathrine (matrine)	Not Approved	++++**	/	/			/
Paecilomyces fumosoroseus	Approved	+++	No MRL	No MRL			UNF
Pymetrozine	Not Approved	++++	0,6	0,02*			9B
Pyrethrine	Approved	++	1	1			3A
Pyriproxyfen	Approved	++++	0,05*	0,05*			7C
Spiromesifen	Approved	+++	0,02*	0,02*			23
Spirotetramate	Approved	+++	7	7			23
Terpenoid Blend QRD 460	Approved	++	No MRL	No MRL			/

*=LOQ

**for Togo and Ghana

***based on COLEACP trials

UNE = BOTANICAL ESSENCE INCLUDING SYNTHETIC, EXTRACTS AND UNREFINED OILS WITH UNKNOWN OR UNCERTAIN MOA

UN = COMPOUNDS OF UNKNOWN OR UNCERTAIN MOA

UNF = FUNGAL AGENTS OF UNKNOWN OR UNCERTAIN MOA

/ = unavailable information

Specific interventions during harvest

Phytosanitary treatment

- Care should be taken during harvesting such that plants or plant commodities infested with whiteflies are not harvested or are subjected to a phytosanitary treatment accordingly.
- Some of the treatments that can be applied include cold storage, controlled atmosphere, washing, brushing, waxing, dipping and heating.

Sanitation

- Rejects during harvesting should be put in sealed bags or containers and discarded appropriately. Because whiteflies may be dispersed via transport, infested plant material should not be transported in unsealed or open trucks and containers.

Laboratory testing

- Other than visual examinations to determine presence of whiteflies in plant materials, laboratory diagnostics should also be undertaken for confirmatory purposes.
- This is important especially in determining the type of species monitored.
- Official diagnostic protocols should be applied in laboratory testing.

Working together: stakeholder engagement and national action plans

- The risk for exporters is that continued presence of whiteflies in exported produces could threaten access to the European market.
- If further shipments are found to contain the pest, it is possible that imports of produces might be disallowed.
- This means that growers, exporters, and Ministry officials, such as inspectors and phytosanitary experts, must act together to protect the industry.
- Companies and growers must also work together, in particular by informing each other about whiteflies numbers.
- If adult whiteflies are discovered in the field/traps, or nymphs are found in produces, this information must be shared with other growers.

- It is important to remember that if only one exporter sends infested consignments to the EU, it could bring down the entire export sector.
- Along the supply chain, a series of protective measures and checks should be put in place to ensure whitefly is not present in exported produce.
- These cover six stages:
 1. Farmers growing produces for export should be registered by their NPPO.
 2. Growers should monitor their fields for whiteflies and, when necessary, treatments should be applied. Growers must keep records of all monitoring and control operations, including date, reason for applying pesticides, product applied, rate used, and preharvest interval. These records can be inspected by their NPPO.
 3. Produces should be inspected before they leave the farm. If even a single fruit with a whitefly is found, sale to an exporter should be stopped.
 4. During transport to the pack house, batches from individual farms/plots must be labelled and kept separate.
 5. In the pack house, each individual batch of produces must be examined. Batches must be kept separate until they have been inspected and found to be clean, and only then they can be packed for shipment. The presence of even a single whitefly in a batch means that the batch must not be exported.
 6. At the airport, phytosanitary inspectors must carry out official inspections. They should issue a phytosanitary certificate only if there is zero presence of whitefly, insect frass, or signs of infestation on the produce. Each inspection involves a thorough visual examination of the consignment, and destructive dissection of approximately one produce in every 100.

Experience has shown that meeting the new EU rules requires effective dialogue and engagement between public and private sectors. All stakeholders must agree on the actions needed to ensure that exported produce is free of the designated pests. This means identifying and agreeing on actions to be taken by private sector operators at all stages, from production to export. It also means agreeing to the responsibilities of the public sector authorities, in particular the National Plant Protection Organization (NPPO). The different stakeholders must periodically meet to review the interventions approved by the NPPO in managing whiteflies on various export commodities (mainly leafy vegetables and other crops) to ensure that both local and international interceptions are minimal due to effective control of quarantine pests.

COLEACP recommends the establishment of committees or task forces that bring all major stakeholders around the table to develop (and oversee the implementation of) a national whitefly action plan. To be effective, this national action plan must be appropriate to the local context, and usable by the range of different producers and exporters concerned (large and small). It is essential that all stakeholders (growers, export companies and airport inspectors) agree to and implement the national action plan. Evidence of this good practice will need to be demonstrated to the European Food and Veterinary Office (FVO) if an inspection visit is conducted in an exporting country.

Annex 1: List of plant protection products efficacies against whiteflies

Summary of the information collected on the efficacy of the substances.

N.B. For the selected substances not authorised in the EU, the research on efficacy was not carried out very far, except for the substances of interest in terms of residue risk.

ACTIVE INGREDIENT	EU STATUS	REFERENCE MENTIONING EFFICACY
Abamectine	Approved	7,8,10,24
Acephate	Not approved	8
Acétamipride	Approved	6,7,8,10,11,13,19
Acide citrique	/	
Acides gras	Approved*	8,12,19
Afidopyropen	Not approved	13
Alpha-cyperméthrine	Approved	
Ail (extrait)	Approved	22
Amitraze	Not approved	4
Azadirachtine	Approved	4,7,8,12, 22,24
Beauveria bassiana	Approved*	2,4,7,8,12,19
Beta-cyflutrine	Not approved	
Bifenthrine	Not approved	4,7,8,11,13
Buprofezin	Approved	1,4,6,8,10,11,12
Carapa procera (huile)	/	
Chlorantranilprole	Approved	7
Chlorpyrifos-ethyl	Not approved	8
Clitoria ternatea (Natural extract from the Butterfly Pea)	/	13
Cyperméthrine	Approved	
Cyantranilprole	Approved	7,8,10,13
Cyromazine	Not approved	
Deltaméthrine	Approved	4,19
Diméthoate	Not approved	
Diafenthiuron	Not approved	3,6,13
Diazinon	Not approved	
Dinotefuran	Not approved	8,10,11,12,13
Emamectin benzoate	Approved	13
Etofenprox	Approved	
Fenoxycarb	/	4
Fenpropathrin	Not approved	4
Fenproximate	/	12
Flonicamide	Approved	15,19
Flubendiamide	Approved	
Flupyradifurone	Approved	10
Geraniol	Approved	

ACTIVE INGREDIENT	EU STATUS	REFERENCE MENTIONING EFFICACY
Huile de paraffine	Approved*	8,13
Huile minérale	Approved*	12
Imidacloprid	Approved	1,4,6,7,8,10,12
Kinoprène	Not approved	8
Lambda-cyhalothrine	Approved	7
Lecanicillium muscarium = Verticillium lecanii	Approved*	5,16,19
Lufenuron	Not approved	
Malathion	Approved	7
Maltodextrine	Approved	9,19,23
Metarhizium anisopliae	Approved*	5,7,19
Methomyl	Not approved	
Monosultap	/	
Novaluron	Not approved	6,8
Orange oil (D-limonene)	Approved	14,19
Oxymathrine (matrine)	Not approved	18
Piment (extrait)	/	
Paecilomyces fumosoroseus	Approved*	2,8,12,19
Profenofos	Not approved	
Pymetrozine	Not approved	4,6,7,8,10,19
Pyrethrine	Approved	12,19
Pyridaben	Approved	8
Pyriproxyfen	Approved	6,8,10,11,12,13,19
Pyrifluquinazon	Not approved	8,10
Spinetoram	Approved	17
Spirodiclofen	Not approved	
Spiromesifen	Approved	8,10,11,19
Spirotetramate	Approved	8,10,12,13
Sulfoxaflor	Approved	7
Tagetes oil	Not approved	8
Terpenoid Blend QRD 460	Approved	20, 21
Thiaclopride	Not approved	6,19
Thiamethoxam	Not approved	7,6,8,10,12,19
Zeta-cypermethrin	Approved	

*approbation selon le type ou la souche

Références :

1. <https://www.sciencedirect.com/science/article/abs/pii/S026121940100117X>
2. https://www.agrireseau.net/documents/Document_98286.pdf
3. <https://go.gale.com/ps/anonymous?id=GALE%7CA520586706&sid=googleScholar&v=2.1&it=r&linkaccess=abs&issn=09762876&p=AONE&sw=w>
4. <https://www.cabi.org/isc/datasheet/8927>

5. https://www.researchgate.net/publication/284755522_Efficacy_Test_of_Bio-pesticides_against_Tobacco_Whitefly_Bemisia_tabaci_Gennadius_1889_on_Tomato_Plants_in_Nepal
6. https://www.researchgate.net/publication/222007106_Insecticidal_control_and_resistance_management_for_Bemisia_tabaci
7. La mouche blanche du tabac (*Bemisia tabaci*) : un petit insecte résistant aux pesticides et vecteur d'une centaine de virus dévastateurs qui menace la production de la tomate au Niger - CSAN Niger ; csan.niger@gmail.com - Octobre 2017
8. <http://ir4.rutgers.edu/Ornamental/SummaryReports/EDIS-WhiteflyManagement-Program.pdf>
9. https://inrab.org/wp-content/uploads/2018/02/Art_6-Test-d%E2%80%99efficacit%C3%A9-du-bio-insecticide-ERADICOT.pdf
10. <https://www.growingproduce.com/vegetables/field-scouting-guide-whitefly/>
11. <https://site.extension.uga.edu/plowpoints/2017/08/update-on-whitefly-control-in-cotton/>
12. <http://ipm.uconn.edu/documents/raw2/html/488.php?aid=488>
13. <https://www.cottoninfo.com.au/sites/default/files/documents/SLW%20booklet%20-%20May%202018.pdf>
14. <https://www.anses.fr/fr/system/files/phyto/evaluations/DPR2010ha1072.pdf> ; <https://ephy.anses.fr/node/224484/impression>
15. <https://www.iskweb.co.jp/products/pdf/flonicamid.pdf>
16. <https://www.koppert.fr/mycotal/>
17. <http://www.curresweb.com/mejas/mejas/2017/162-167.pdf>
18. Newsletter de Sineria avec résultats d'essais sur tomate – août 2020
19. <https://www.anses.fr/fr/system/files/PHYTO2016SA0057Ra-Tome1.pdf>
20. <https://sitem.herts.ac.uk/aeru/ppdb/en/Reports/2688.htm>;
21. <https://agrobases.com/united-states/pesticide/terpenoid-blend-qrd-460-ec>
22. https://www.researchgate.net/publication/271339056_Comparative_Efficacy_of_Plant_Extracts_in_Managing_Whitefly_Bemisia_tabaci_Gen_and_Leaf_curl_Disease_in_Okra_Abelmoschus_esculentus_L
23. https://ec.europa.eu/info/sites/info/files/food-farming-fisheries/farming/documents/final-report-egtop-plant-protection-iv_en.pdf
24. [https://bioone.org/journals/journal-of-economic-entomology/volume-100/issue-2/0022-0493\(2007\)100\[41:EOAAAS\]2.0.CO;2/Effects-of-Azadirachtin-Abamectin-and-Spinosad-on-Sweetpotato-Whitefly-Homoptera/10.1603/0022-0493\(2007\)100\[41:EOAAAS\]2.0.CO;2.short](https://bioone.org/journals/journal-of-economic-entomology/volume-100/issue-2/0022-0493(2007)100[41:EOAAAS]2.0.CO;2/Effects-of-Azadirachtin-Abamectin-and-Spinosad-on-Sweetpotato-Whitefly-Homoptera/10.1603/0022-0493(2007)100[41:EOAAAS]2.0.CO;2.short)

References

- Arthurs S, McKenzie CL, Chen J, Dođramaci M, Brennan M, Houben K, Osborne L. 2009. Evaluation of *Neoseiulus cucumeris* and *Amblyseius swirskii* (Acari: Phytoseiidae) as biological control agents of chilli thrips, *Scirtothrips dorsalis* (Thysanoptera: Thripidae) on pepper. *Biological Control* 49: 91-96.
- Biovision, 2021a. Website accessed on 18 October 2021 at the following URL: <https://infonet-biovision.org/PlantHealth/Pests/Whiteflies>
- Biovision, 2021b. Website accessed on 18 October 2021 at the following URL: <https://infonet-biovision.org/PlantHealth/Crop-rotation>
- CABI (2021). CABI Invasive Species Compendium. *Amblyseius swirskii*. <https://www.cabi.org/isc/datasheet/4792>. Retrieved on 4th November 2021.
- Cedola C, Polack A. 2011. First record of *Amblyseius swirskii* (Acari: Phytoseiidae) from Argentina. *Revista de la Sociedad Entomologica Argentina* 70: 375-378.
- Dorcas N. K. and Mureithi, D. (2021). Whitefly management strategy to help producers and control bodies elaborate action plans to control the presence of the whiteflies, submitted to COLEACP, July 2021, 38pp.
- Chen X, Zhang Y, Ji J, Lin J. 2011. Experimental life table for population of *Amblyseius swirskii* (Athias-Henriot) fed on *Tetranychus truncatus* (Ehara). *Fujian Journal of Agricultural Sciences* 3: 018.
- Crop Life International (2014). Integrated Pest Management. Available at the following URL: https://croplife.org/wp-content/uploads/pdf_files/Integrated-pest-management.pdf
- EPPO (European and Mediterranean Plant Protection Organization). 2021. Commercially used biological control agents. https://www.eppo.int/media/uploaded_images/RESOURCES/eppo_standards/pm6/pm6-03-2021-en.pdf. Retrieved on 04-11-2021.
- Fening, K. O., Billah, M. K. and Kukiriza C. N. (2017a). Roadmap for pest reduction in Ghana's export vegetable sector. *GhanaVeg Sector Reports 2017*. GhanaVeg, Accra, Ghana, 28pp.
- Kade N, Gueye-Ndiaye A, Duverney, C, Moraes G. J. 2011. Phytoseiid mites (Acari: Phytoseiidae) from Senegal. *Acarologia* 51: 133-138.
- Horowitz, A.R., Antignus, Y., and Gerling, D. (2011). Management of *Bemisia tabaci* Whiteflies. In: W.M.O. Thompson (ed.), *The Whitefly, Bemisia tabaci* (Homoptera: Aleyrodidae) Interaction with Geminivirus-Infected Host Plants, Springer Dordrecht, pp 293-322.
- Mohamed O M O, Nabil H A, 2014. Survey and biological studies on mite species and scale insects inhabiting mango trees at Sharkia Governorate, Egypt. *Journal of Entomology*. 11 (4), 210-217. <http://scialert.net/fulltext/?doi=je.2014.210.217&org=10>

- Moraes G.J., McMurtry J.A., Denmark H.A., Campos C.B. 2004. — A revised catalog of the mite family Phytoseiidae — *Zootaxa* 434: pp. 494
- Ofosu-Anim, J., Eziah, V. and Fening, K.O (2021). Field screening efficacy trials with selected plant protection products (PPPS) and a technical itinerary for integrated biocontrol of whiteflies on jute. Submitted to COLEACP, September 2021, 29pp.
- Sato Y, Mochizuki A. 2011. Risk assessment of non-target effects caused by releasing two exotic phytoseiid mites in Japan: can an indigenous psytoseiid mite become IG prey? *Experimental and Applied Acarology* 54: 319-329.
- Steiner M.Y., Goodwin S. 2005 — Challenges for the implementation of integrated pest management of cucumber pests in protected crops - an Australian perspective — *Acta Hort.* 731: 309-315.
- Steiner M.Y., Goodwin S., Wellham T.M., Barchia I.M., Spohr, L.J. 2003 — Biological studies of the Australian predatory mite *Typhlodromalus lailae* (Schicha) (Acari: Phytosiidae) — *Austr. J. Ent.* 42: 131-137.[doi:10.1046/j.1440-6055.2003.00344.x](https://doi.org/10.1046/j.1440-6055.2003.00344.x)

Notes

.....

.....

.....

.....

.....

.....

.....

.....

.....

.....

.....

.....

.....

.....

.....

.....

.....

.....

.....

.....

.....

.....

.....

.....

.....

.....



GROWING PEOPLE